

# Steel foldaway climbing frame

Z2500AXXXXX







## Details

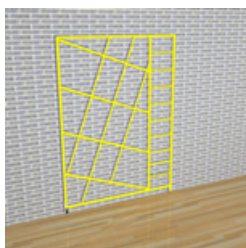
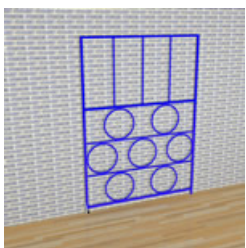

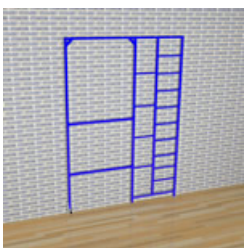
Invented by the founder of Continental, the steel Foldaway remains to this day the UK's most popular, versatile and space saving climbing frame.

Manufactured from high quality steel tubing and epoxy powder coated in red, blue and yellow (other colours available by arrangement), the Foldaway provides the opportunity required by the National Curriculum for a variety of activities - hanging, balancing, turning upside-down etc.

[Technical Information](#)

The gates themselves are available in your choice of 8 different fun and challenging designs - all combinations of design are available at the same price:

Eight standard gate designs in your choice of three colours			
			
<b>No.1 Linked rings</b>	<b>No.2 Ropes</b>	<b>No.3 Window</b>	<b>No.4 Snake</b>

			
<b>No.5 Diagonals</b>	<b>No.6 Circles</b>	<b>No.7 Rectangles</b>	<b>No.8 Adjustable Poles</b>
<p><b>Please note:</b></p> <p><b>No.5 Diagonals - This gate cannot be halved.</b></p> <p><b>No.8 Adjustable Poles - This gate cannot be halved or used as the maingate, and is incompatible with the 3-Gate Mat System.</b></p>			

Most commonly supplied in a 3-gate configuration, but also available as a 1 or 2 gate configuration. The 1 and 2 gate frames are supplied with 1 stabilising ladder. The 3 gate, which can be fixed in a "Y" or "T" position, comes with 2 ladders.

The frame is available in the following heights:

- Keystage 1 - 2m (6'6")
- Keystage 1 - 2.4m (8')
- Keystage 2 - 2.7m (9')
- Keystage 2 - 3m (10')

The frame has a single wall pivot which can be arranged to span windows and radiators if necessary. Strong shoot bolts secure the frame and no overhead cable is required. The frame folds flat against the wall requiring only 2.3m of wall space.

We strongly recommend the installation of the optional wall fixed ladder which opens up a huge range of possibilities for linking and bridging using 2.1m (7') linking apparatus such as ladders, poles and padded planks. Our [3-Gate Mat System](#) is also available which provides a pack of mats in bright colours to suit all layouts of the frame.

The video below shows a frame set-up, demonstrating the 3-gate with its stabilising ladders, the wall fixed ladder with a bridging ladder spanning from the wall to the frame, and the 3-Gate Mat System on the floor:

Ideally, double door access is required for installation, but if required the frames can be made for single door access. As the fixings require our installation engineers to drill into the floor, provision must be made in advance if underfloor heating is installed.



We will contact you on receipt of your order to confirm gate design choices, colours and installation arrangements.

SKU	Options	Available Colours
Z2500A1F004	2.0m (6'6")	N/A
Z2500A1F004H	2.0m (6'6")	N/A
Z2502A2F146	2.0m (6'6")	N/A
Z2502A2F146H	2.0m (6'6")	N/A
Z2501A2F046	2.0m (6'6")	N/A
Z2501A2F046H	2.0m (6'6")	N/A
Z2500A2F004	2.4m (8')	N/A
Z2500A2F004H	2.4m (8')	N/A
Z2502A2F146-1	2.4m (8')	N/A
Z2502A2F146H-1	2.4m (8')	N/A
Z2501A2F046-1	2.4m (8')	N/A
Z2501A2F046H-1	2.4m (8')	N/A
Z2500A3F004H	2.7m (9')	N/A
Z2502A3F146	2.7m (9')	N/A
Z2502A3F146H	2.7m (9')	N/A

Z2501A3F046	2.7m (9')	N/A
Z2501A3F046H	2.7m (9')	N/A
Z2500A3F004	2.7m (9')	N/A
Z2502A4F146	3.0m (10')	N/A
Z2502A4F146H	3.0m (10')	N/A