

Officials Curved Shelter

24HUSHE04X



Details

Premier Official's Curved Shelter. The shelter is designed for 2m people and is 1m long.

These shelters must be secured at all times. They are available in two types:

- Freestanding for anchoring to the ground or a post
- Socketed with extended legs to fit into ground sockets set into concrete






The seats are available in:

- Red
- Blue
- Black

The shelters feature:

- Manufactured from 50 x 50mm bespoke aluminium extrusion
- Polyester powder coated white
- 4mm thick clear copolyester side and back sheets
- Individual injection moulded polypropylene seats

PLEASE NOTE: This is a supply only item and some basic self-assembly is necessary. Team Shelters must be anchored correctly at all times. This freestanding floor fixed version should be fixed using suitable anchors such as spira-locks.

SKU	Options	Available Colours
24HUSHE040BK	Freestanding	
24HUSHE040RD	Freestanding	
24HUSHE040BL	Freestanding	
24HUSHE040BL-1	Socketed	
24HUSHE040BK-1	Socketed	
24HUSHE040RD-1	Socketed	