

Introduction

The following sports data sheets are for use in conjunction with Sport England's 'Developing the Right Sports Hall' (DRSH) main document. They relate to Step 5 'Establishing the Project Brief' and identify the needs of the priority sport and the key secondary sports.

These sheets show the requirements for Basketball as the 'Priority Sport' at various levels of play and other 'Secondary Sports' that can fit into the same overall space. Netball cannot be accommodated in a standard length basketball hall and therefore netball criteria has not been included within these sheets.

	Level of Play			
New Level of Play Category ¹	International	Premier	Club	Community
	This category relates to the lowest level of International play ²	This category relates a Premier / National League Club competing in regional or Inter county competitions	This category relates to a local club competing in District and County League competitions	This category relates to school and community use where there is no formal competitive structure / no specific need for space for officials or spectator accommodation
Basketball equivalent ³	International	Senior EBL Men Division 1 and 2, Women Division 1	Senior EBL Men Division 3 and 4, Women Division 2 EBL Youth Leagues	Recreational Fixed or retractable basketball rings can be fitted to side walls for goal shooting practice / training

Commentary

The sports data sheets use the NGB's requirements for the field of play. Spectators zones for match play are not included and are assumed to be a site specific requirement. For further details of the requirements for basketball see the England Basketball (EB) website: www.englishbasketball.co.uk. For further details of the requirements for 'secondary sports', see Appendix 8 of the main DRSH document for links to other NGB's websites.

¹ New level of play categories for each sport as agreed by the NGBs and Sport England and applicable throughout this document.

² For higher levels of international competition, such as major championships, the relevant NGB should be consulted at a very early stage as the requirements vary considerably.

³ For other sports, see Appendix 4 'Level of play categories for each sport' within main document

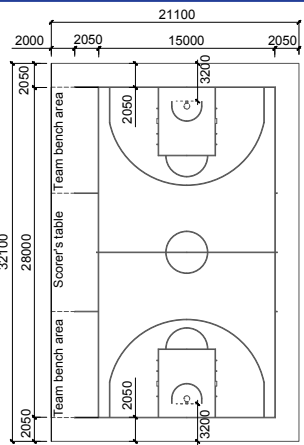
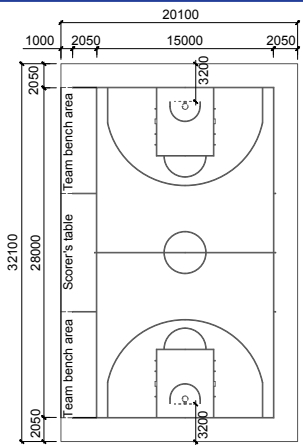
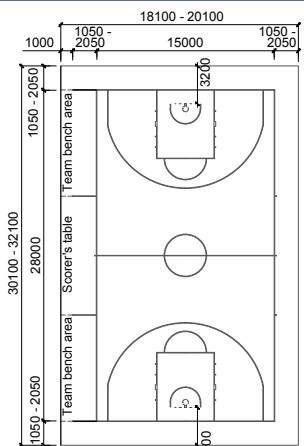
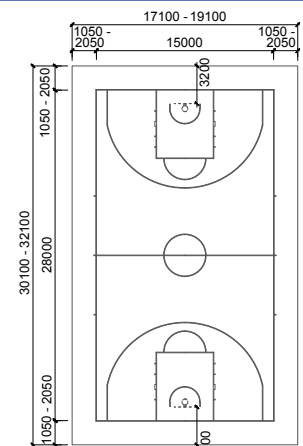


Key Issues

- **Court markings:** England Basketball dimensions indicated in the English Basketball League (EBL) Standards Summary for youth/recreational level have been upgraded to the optimum full size court spec for these sheets (See * on tables). Overall primary playing area dimensions are measured from the inside of the boundary lines (in contrast to the other sports which measure from the outside of the boundary lines). Refer to the International Basketball Federation (FIBA) Handbook for rules and court markings information.
- **Flooring:** For International level of play, area elastic wooden meeting FIBA standards is required. Otherwise semi-sprung wooden or synthetic apply for lower levels of play. Floor sockets to be flush with the floor surface.
- **Goals:** The choice of system for the main basketball goals (ie wall hinged or ceiling mounted drop-down types) requires careful consideration / co-ordination with any indoor cricket lane provision and associated netting tracks. Check with equipment manufacturer's before finalising hall dimensions. Practice basketball goals along side walls project by varying distances depending on whether they are fixed or hinged. When closed, hinged models project approximately 0.9 m.
- **Lighting:** Consider allowances for badminton clear height requirements and lighting circuits / switching to satisfy Badminton England criteria.

Note: For further details see England Basketball's website, the FIBA's handbook and Sport England's design guidance notes 'Badminton', 'Floors for Indoor Sports' and 'Artificial Sports Lighting'.

Primary Sport

Basketball - Overview		Source of information:		www.englishbasketball.co.uk 'EBL - Standards summary 2010-11' download http://www.sportengland.org/facilities_planning/design_and_cost_guidance.asp								
International	Premier	Overall space (m) incl. R/O * + T/O **										
		Principal playing area (m)			Run offs (m)			Additional areas (m)		Specification		
		L x W x H	Length	Width	Height	Ends	Sides	Between courts / Between courts with a dividing net	T/O	SS	Flooring	Lighting
		International	32.10 21.10 7.00	28.00	15.00	7.00	2.05	2.05	4.10 / 4.10	2.00	Required**	Area elastic wooden meeting FIBA standards 750 lux 0.7 Emin / eav
		Premier	32.10 20.10 7.00	26.00* - 28.00	14.00* - 15.00	7.00	2.05	2.05	4.10 / 4.10	1.00	Required**	Semi-sprung wooden or synthetic 500 lux 0.7 Emin / eav
		Club	32.10 20.10 7.00	26.00* - 28.00	14.00* - 15.00	7.00	1.05* - 2.05	1.05* - 2.05	4.10 / 4.10	1.00	Optional	Semi-sprung wooden or synthetic 500 lux 0.7 Emin / eav
		Community	32.10 19.10 7.00	26.00* - 28.00	14.00* - 15.00	7.00	1.05* - 2.05	1.05* - 2.05	4.10 / 4.10	Optional	Optional	Semi-sprung wooden or synthetic 500 lux 0.7 Emin / eav

* For Premier, Club and Community levels of play, the optimum (larger) court size of 28.00 x 15.00 m with full size 2.05 m run offs has been used for comparison within these sheets.

** Dimensions shown do not include any space for spectator seating or the safety space required in front of any spectator seating. Advice on spectator seating and the additional spaces required is available from England Basketball.

Primary Sport

Basketball				Source of information:		www.englishbasketball.co.uk 'EBL - Standards summary 2010-11' download http://www.sportengland.org/facilities_planning/design_and_cost_guidance.aspx											
International				Overall space (m) incl. R/O + T/O ** 32.10 x 21.10 x 7.00													
				Court Size (m)			Run offs (m)			Additional areas (m)		Specification					
				L x W x H	Length	Width	Height	Ends	Sides	Between courts / Between courts with a dividing net	T/O	S/S	Flooring	Lighting			
				32.10	21.10	7.00	28.00	15.00	7.00	2.05	2.05	4.10 / 4.10	2.00	Required**	Area elastic wooden meeting FIBA standards	750 lux 0.7 Emin / eav	
Secondary Sports																	
Sport	Number	Compliance	Level														
Badminton	4 court format	✓	Community	31.90 17.40 6.70	13.40	6.10	6.70	2.00	1.50	1.50 / 2.40	-	-	Combined, area or mixed elastics	Lower (500 lux)			
Indoor Cricket	0 lanes (However, 3 lanes could be agreed with ECB - see note overleaf)	✗	Community / Club	33.62 16.38 7.70	31.62	3.66	7.70	1.00	1.00	3.40 for basket - ball goal	-	-	Mats req/d (to ECB standards)	Same (750 lux)			
Volleyball	1 court format (lengthways)	✓ (Except height)	Community	24.00 15.00 7.50	18.00	9.00	7.50	3.00	3.00	6.00 / 6.00	-	-	Area elastics	Lower (500 lux)			
Volleyball Training	2 court format (transverse)	✓ (Except height)	Training	30.00 20.00 7.50	18.00	9.00	7.50	1.00	3.00	6.00 / 6.00	-	-	Area elastic	Lower (500 lux)			
Basketball Training	Rings on side walls	✓	Training	-													

(For * and **, see footnotes on page 2)

Primary Sport / Secondary Sport Issues

Basketball - International (cont/d)

Notes of key issues for international basketball

- Hatched areas indicate space which is excess to secondary sport requirements. In some cases, this can provide improved circulation and space for spectators and wheelchair users.
- Safety implications:** All obstructions and protrusions within 2.0 m of the outside edge of the playing court must be padded to a minimum depth of 5 cm. If the distance from the outer edge of the playing court to the padded obstruction / protrusion is NIL then only use with extreme care.
- Flooring:** Area elastic wooden meeting FIBA standards.
- Multi-court (basketball) halls:** Distance between adjacent courts from outer edge of side for tables / benches in tournaments must be 2.0 m for each court.
- Indoor cricket:** A reduced runup length (as indicated below) could be agreed with the ECB on a project by project basis (see ECB TS3 guidance note). However, lighting requirements for indoor cricket exceed those of basketball at community, club and premier levels of play, as indicated. Netting track must clear the minimum 3.4 m zone required for drop-down basketball goals. 'Net to sidewall' margins indicated are above the minimum 1.0 m to allow basketball training goals to be present along the side walls. Court space around the

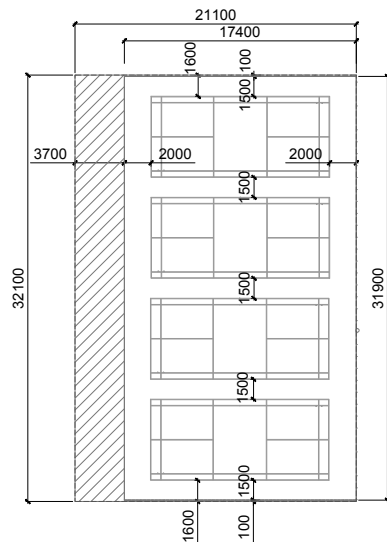
nets is also an important consideration. For instance, 2 lanes with adequate space around for additional safe practice / padding up can be preferable to 4 lanes with insufficient space for safe padding up and other practice.

- Clear height and lighting requirements for badminton to be carefully considered regarding tracking for nets / switching.
- Basketball practice rings can be related to the volleyball training court (see diagram below for volleyball / basketball training) or placed independently without any specific court markings.

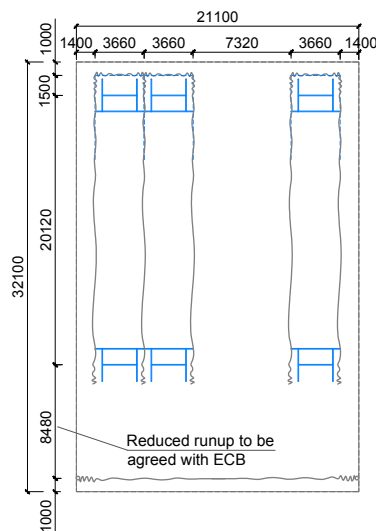
Secondary Sports

Layouts for other sports within an international basketball space of 32.10 x 21.10 x 7.00 m

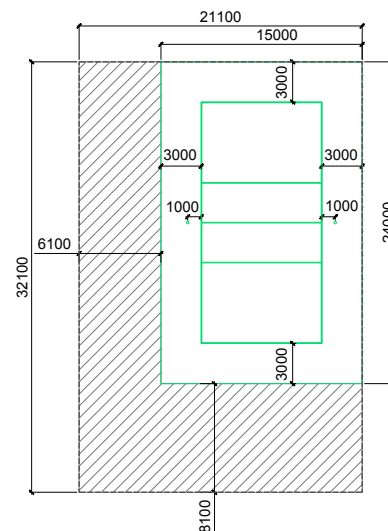
Badminton (Community)



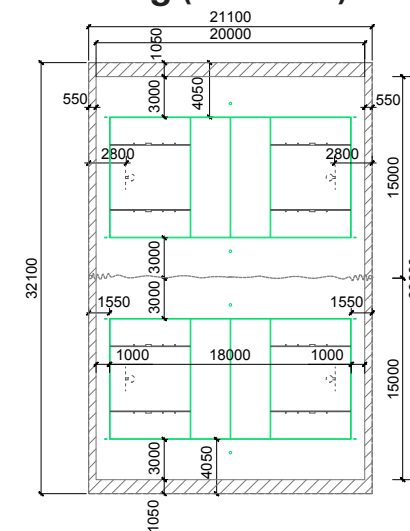
Indoor Cricket (see note above)



Volleyball (Community)



Volleyball / Basketball Training (transverse)



Basketball Training (additional)

- additional rings can be accommodated in an international basketball space
- number and location to project specific requirements

Basketball

Primary Sport

Basketball				Source of information:		www.englishbasketball.co.uk 'EBL - Standards summary 2010-11' download http://www.sportengland.org/facilities_planning/design_and_cost_guidance.aspx													
Premier				Overall space (m) 32.10 x 20.10 x 7.00															
				Overall space (m) incl. R/O * + T/O **			Court Size (m)			Run offs (m)			Additional areas (m)		Specification				
				L x W x H	Length	Width	Height	Ends	Sides	Between courts / Between courts with a dividing net	T/O	S/S	Flooring	Lighting					
				32.10	26.00* - 28.00	14.00* - 15.00	7.00	2.05	2.05	4.10 / 4.10	1.00	Required**	Semi-sprung wooden or synthetic	500 lux 0.7 Emin / eav					
Secondary Sports																			
Sport	Number	Compliance	Level	L x W x H	Length	Width	Height	Ends	Sides	Between courts / Between courts with a dividing net	T/O	S/S	Flooring	Lighting					
Badminton	4 court format	✓	Community	31.90 17.40 6.70	13.40	6.10	6.70	2.00	1.50	1.50 / 2.40	-	-	Combined, area or mixed elastics	Same (500 lux)					
Indoor Cricket	0 lanes (However, 3 lanes could be agreed with ECB - see note overleaf)	✗	Community / Club	33.62 16.38 7.70	31.62	3.66	7.70	1.00	1.00	3.40 for basket - ball goal	-	-	Mats req/d (to ECB standards)	Higher (750 lux)					
Volleyball	1 court format (lengthways)	✓ (Except height)	Community	24.00 15.00 7.50	18.00	9.00	7.50	3.00	3.00	6.00 / 6.00	-	-	Area elastics	Same (500 lux)					
Volleyball Training	2 court format (transverse)	✓ (Except height)	Training	30.00 20.00 7.50	18.00	9.00	7.50	1.00	3.00	6.00 / 6.00	-	-	Area elastics	Same (500 lux)					
Basketball Training	Rings on side walls	✓	Training	-															

(For * and **, see footnotes on page 2)

Primary Sport / Secondary Sport Issues

Basketball - Premier (cont/d)

Notes of key issues for premier basketball

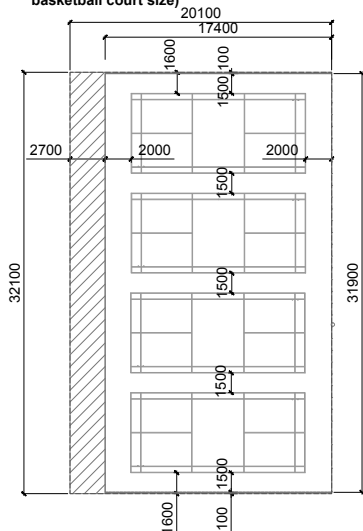
- Hatched areas indicate space which is excess to secondary sport requirements. In some cases, this can provide improved circulation and space for spectators and wheelchair users.
- Safety implications.** All obstructions and protrusions within 2.0 m of the outside edge of the playing court must be padded to a minimum depth of 5 cm. If the distance from the outer edge of the playing court to the padded obstruction / protrusion is NIL then only use with extreme care.
- Flooring:** Semi-sprung wooden or synthetic
- Indoor cricket:** A reduced runup length (as indicated below) could be agreed with the ECB on a project by project basis (see ECB TS3 guidance note). However, lighting requirements for indoor cricket exceed those of basketball at community, club and premier levels of play, as indicated. Netting track must clear the minimum 3.4 m zone required for drop-down basketball goals. 'Net to sidewall' margins indicated are above the minimum 1.0 m to allow basketball training goals to be present along the side walls. Court space around the nets is also an important consideration. For instance, 2 lanes with adequate space around for additional safe practice / padding up can be preferable to 4 lanes with insufficient space for safe padding up and other practice.
- The minimum safety margins indicated between the cricket practice nets and walls should be increased if basketball training rings are fitted to the side walls - see the ECB TS3 document for further advice on recommended clearances.
- Clear height and lighting requirements for badminton to be carefully considered regarding tracking for nets / switching.
- Basketball practice rings can be related to the volleyball training court (see diagram below for volleyball / basketball training) or placed independently without any specific court markings.

Secondary Sports

Layouts for other sports within a premier basketball space of 32.10 x 20.10 x 7.00 m

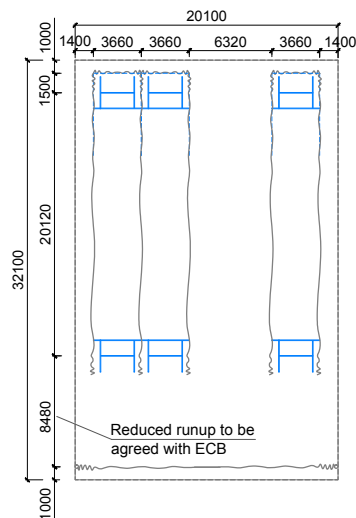
Badminton (Community)

(Layout / court numbers based on larger basketball court size)



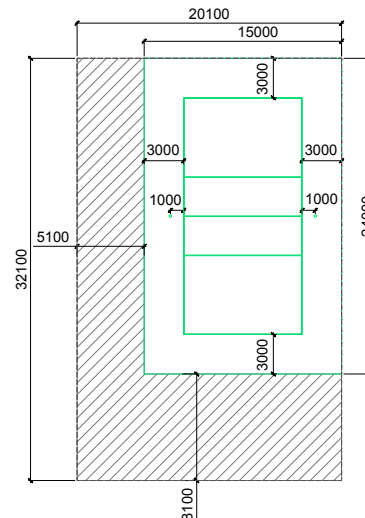
Indoor Cricket

(see note above)
(Layout / lane numbers based on larger basketball court size)



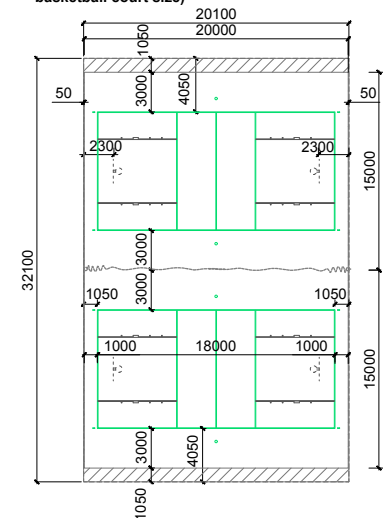
Volleyball (Community)

(Layout / court numbers based on larger basketball court size)



Volleyball/Basketball Training

(Layout / court numbers based on larger basketball court size)



Basketball Training (additional)

- additional rings can be accommodated in a premier basketball space
- number and location to project specific requirements

Basketball

Primary Sport

Basketball				Source of information:		www.englishbasketball.co.uk 'EBL - Standards summary 2010-11' download http://www.sportengland.org/facilities_planning/design_and_cost_guidance.aspx													
Club				Overall space (m) 32.10 x 20.10 x 7.00															
				incl. R/O * + T/O **			Court Size (m)			Run offs (m)			Additional areas (m)		Specification				
				L x W x H	Length	Width	Height	Ends	Sides	Between courts / Between courts with a dividing net	T/O	S/S	Flooring	Lighting					
				32.10	26.00* - 28.00	14.00* - 15.00	7.00	1.05* - 2.05	1.05* - 2.05	4.10 / 4.10	1.00	Optional	Semi-sprung wooden or synthetic	500 lux 0.7 Emin / eav					
Secondary Sports																			
Sport	Number	Compliance	Level																
Badminton	4 court format	✓	Community	31.90 17.40 6.70	13.40	6.10	6.70	2.00	1.50	1.50 / 2.40	-	-	Combined, area or mixed elastics	Same (500 lux)					
Indoor Cricket	0 lanes (However, 3 lanes could be agreed with ECB - see note overleaf)	✗	Community / Club	33.62 16.38 7.70	31.62	3.66	7.70	1.00	1.00	3.40 for basket - ball goal	-	-	Mats req/d (to ECB standards)	Higher (750 lux)					
Volleyball	1 court format (lengthways)	✓ (Except height)	Community	24.00 15.00 7.50	18.00	9.00	7.50	3.00	3.00	6.00 / 6.00	-	-	Area elastics	Same (500 lux)					
Volleyball Training	2 court format (transverse)	✓ (Except height)	Training	30.00 20.00 7.50	18.00	9.00	7.50	1.00	3.00	6.00 / 6.00	-	-	Area elastics	Same (500 lux)					
Basketball Training	Rings on side walls	✓	Training	-															

(For * and **, see footnotes on page 2)

Primary Sport / Secondary Sport Issues

Basketball - Club (cont/d)

Notes of key issues for club basketball

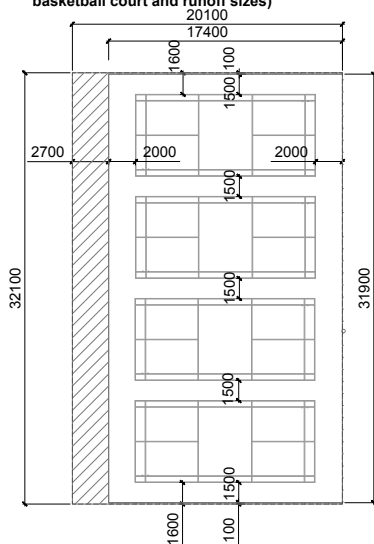
- Hatched areas indicate space which is excess to secondary sport requirements. In some cases, this can provide improved circulation and space for spectators and wheelchair users.
- Safety implications.** All obstructions and protrusions within 2.0 m of the outside edge of the playing court must be padded to a minimum depth of 5 cm. If the distance from the outer edge of the playing court to the padded obstruction / protrusion is NIL then only use with extreme care.
- Flooring:** Semi-sprung wooden or synthetic.
- Indoor cricket:** A reduced runup length (as indicated below) could be agreed with the ECB on a project by project basis (see ECB TS3 guidance note). However, lighting requirements for indoor cricket exceed those of basketball at community, club and premier levels of play, as indicated. Netting track must clear the minimum 3.4 m zone required for drop-down basketball goals. 'Net to sidewall' margins indicated are above the minimum 1.0 m to allow basketball training goals to be present along the side walls. Court space around the nets is also an important consideration. For instance, 2 lanes with adequate space around for additional safe practice / padding up can be preferable to 4 lanes with insufficient space for safe padding up and other practice.
- The safety margins indicated between the cricket practice nets and walls are higher (indicative dimensions indicated) than the minimum required to allow for the basketball training courts with retractable goals fitted to the side walls - see the ECB TS3 document for further advice on recommended clearances.
- Clear height and lighting requirements for badminton to be carefully considered regarding tracking for nets / switching.
- Basketball practice rings can be related to the volleyball training court (see diagram below for volleyball / basketball training) or placed independently without any specific court markings.

Secondary Sports

Layouts for other sports within a club basketball space of 32.10 x 20.10 x 7.00 m

Badminton (Community)

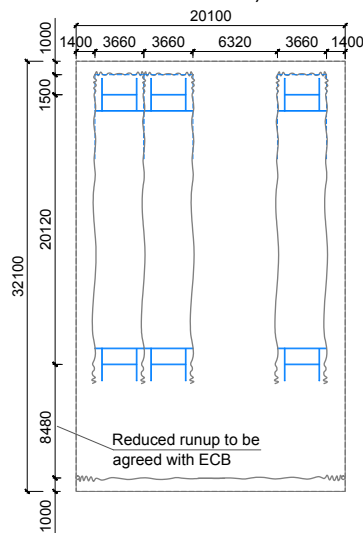
(Layout / court numbers based on larger basketball court and runoff sizes)



Indoor Cricket

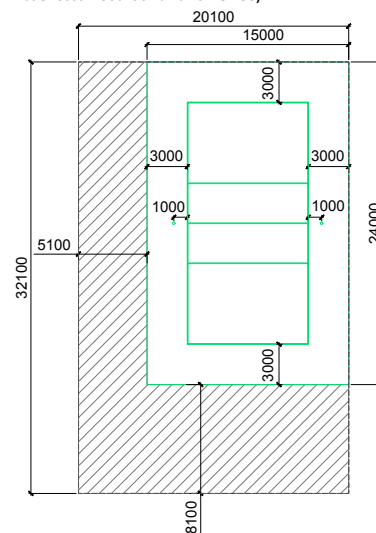
(see note above)

(Layout / lane numbers based on larger basketball court and runoff sizes)



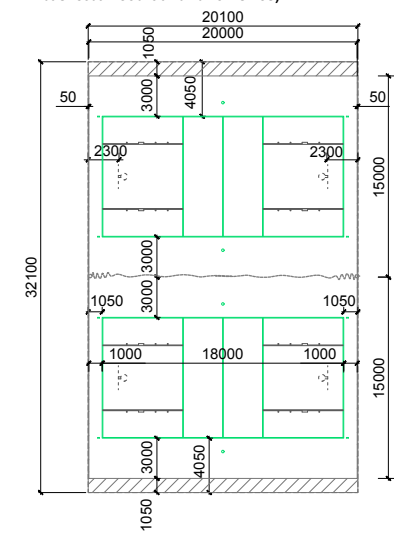
Volleyball (Community)

(Layout / court numbers based on larger basketball court and runoff sizes)



Volleyball/Basketball Training

(Layout / court numbers based on larger basketball court and runoff sizes)



Basketball Training (additional)

- additional rings can be accommodated in a club basketball space
- number and location to project specific requirements

Basketball

Primary Sport

Basketball				Source of information:		www.englishbasketball.co.uk 'EBL - Standards summary 2010-11' download http://www.sportengland.org/facilities_planning/design_and_cost_guidance.aspx													
Community				Overall space (m) 32.10 x 19.10 x 7.00															
				incl. R/O * + T/O **			Court Size (m)			Run offs (m)			Additional areas (m)		Specification				
							R/O			T/O		S/S							
				L x W x H			Length	Width	Height	Ends	Sides	Between courts / Between courts with a dividing net	Space for teams (T) and match officials (O)	Spectator seating	Flooring	Lighting			
				32.10 19.10 7.00			26.00* - 28.00	14.00* - 15.00	7.00	1.05* - 2.05	1.05* - 2.05	4.10 / 4.10	Optional	Optional	Semi-sprung wooden or synthetic	500 lux 0.7 Emin / eav			
Secondary Sports																			
Sport	Number	Compliance	Level																
Badminton	4 court format	✓	Community	31.90 17.40 6.70			13.40	6.10	6.70	2.00	1.50	1.50 / 2.40	-	-	Combined, area or mixed elastics	Same (500 lux)			
Indoor Cricket	0 lanes (However, 2 lanes could be agreed with ECB - see note overleaf)	✗	Community / Club	33.62 12.72 7.70			31.62	3.66	7.70	1.00	1.00	3.40 for basket - ball goal	-	-	Mats req/d (to ECB standards)	Higher (750 lux)			
Volleyball	1 court format (lengthways)	✓ (Except height)	Community	24.00 15.00 7.50			18.00	9.00	7.50	3.00	3.00	6.00 / 6.00	-	-	Area elastics	Same (500 lux)			
Volleyball Training	0 court format (transverse)	✗	-	20.00 15.00 7.50			18.00	9.00	7.50	1.00	3.00	6.00 / 6.00	-	-	Area elastics	Same (500 lux)			
Basketball Training	Rings on side walls	✓	Training	-															

(For * and **, see footnotes on page 2)

Primary Sport / Secondary Sport Issues

Basketball - Community (cont/d)

Notes of key issues for community basketball

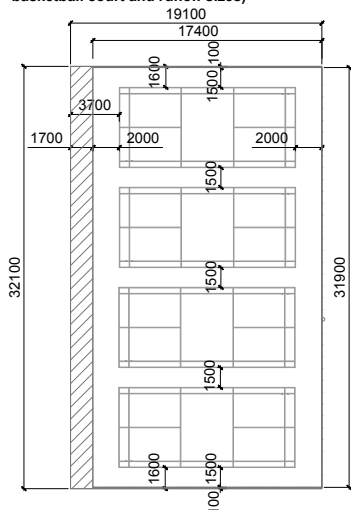
- Hatched areas indicate space which is excess to secondary sport requirements. In some cases, this can provide improved circulation and space for spectators and wheelchair users.
- Safety implications.** All obstructions and protrusions within 2.0 m of the outside edge of the playing court must be padded to a minimum depth of 5 cm. If the distance from the outer edge of the playing court to the padded obstruction / protrusion is NIL then only use with extreme care.
- Flooring: Semi-sprung wooden or synthetic
- Indoor cricket:** A reduced runup length (as indicated below) could be agreed with the ECB on a project by project basis (see ECB TS3 guidance note). However, lighting requirements for indoor cricket exceed those of basketball at community, club and premier levels of play, as indicated. Netting track must clear the minimum 3.4 m zone required for drop-down basketball goals. 'Net to sidewall' margins are indicated at the minimum 1.0 m on the basis that basketball practice goals are not present along the side walls. This margin will require increasing if practice goals are included. Court space around the nets is also an important consideration. For instance, 2 lanes with adequate space around for additional safe practice / padding up can be preferable to 4 lanes with insufficient space for safe padding up and other practice.
- The minimum safety margins indicated between the cricket practice nets and walls should be increased if basketball training rings are fitted to the side walls - see the ECB TS3 document for further advice on recommended clearances.
- Clear height and lighting requirements for badminton to be carefully considered regarding tracking for nets / switching.

Secondary Sports

Layouts for other sports within a community basketball space of 32.10 x 19.10 x 7.00 m

Badminton (Community)

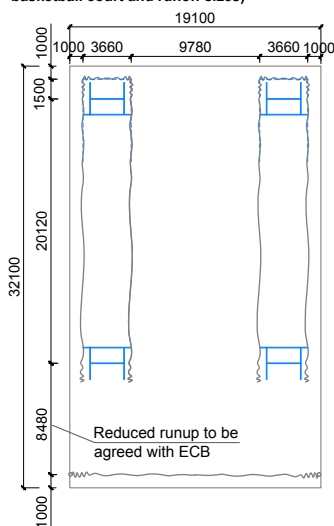
(Layout / court numbers based on larger basketball court and runoff sizes)



Indoor Cricket

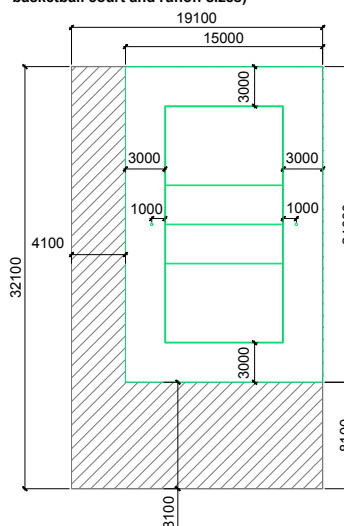
(see note above)

(Layout / lane numbers based on larger basketball court and runoff sizes)



Volleyball (Community)

(Layout / court numbers based on larger basketball court and runoff sizes)



Volleyball Training (transverse)

- cannot be accommodated in a community basketball space, unless it is made wider

Basketball Training

- can be accommodated in a community basketball space
- number and location to project specific requirements